



TMR Feature Code Library

TMR Feature Codes (V3.0).FXL

March 2025



Contents

Introduction	3
TBC Export for 12d	3
Control Codes.....	4
Other Items	5

Revisions:	Release Date:	Changes:
TMR Feature Codes (V2.2) (First release)	1/8/2020	N/A
TMR Feature Codes (V2.3)	30/10/2020	Added Date & Time Attribute and Groups for field use
TMR Feature Codes (V2.4)	30/06/2021	Updated Utilities attributes. Changed Diameter mm to m.
TMR Feature Codes (V2.5)	21/09/2021	Added 'Surveyed' to Location Type attribute for utilities
TMR Feature Codes (V2.6)	2/12/2021	Changed the Layer names to Upper Case
TMR Feature Codes (V2.7)	5/5/2022	Removed 'Time' from Attributes. Created an MCD file to work with FXL groups.
TMR Feature Codes (V2.8)	18/8/2022	Removed 'Numbers' and 'Comments' codes that are not required for field from FXL.
TMR Feature Codes (V2.9)	1/02/2024	Added some extra attributes to manholes and pipes for the ANZ Auto draft tool. Improved the line style presentation in TBC.
TMR Feature Codes (3.0)	13/03/2025	Added a missing DBYD Comms code

Introduction

This guide looks at the details included in the TMR Feature code library put together by UPG. This library has been designed to match as closely as possible to the current feature library outlined by TMR.

This contains the feature codes which have been mapped with the line styles and symbols as defined in their guide. This has been built against the current TMR updates for January 2022 schema online.

The line feature points once processed in TBC will all end up on Layer "0".

Also, an MCD file has been provided with the FXL for use in the field so that the measure codes box is displayed correctly.

TBC Export for 12d

If exporting processed data from TBC to 12d the code of the line strings has been placed in front of the string name to allow mapping in 12D.

However, to make sure the line string data is named correctly for 12d use the **Map Objects** command in TBC to rename lines prior to exporting so that the string names are correct as used in 12d. (TBC Map file available from UPG)

Control Codes













Control codes have been included in this library for enhancing field pickup if desired and allowing for greater editing in TBC using editing feature codes.

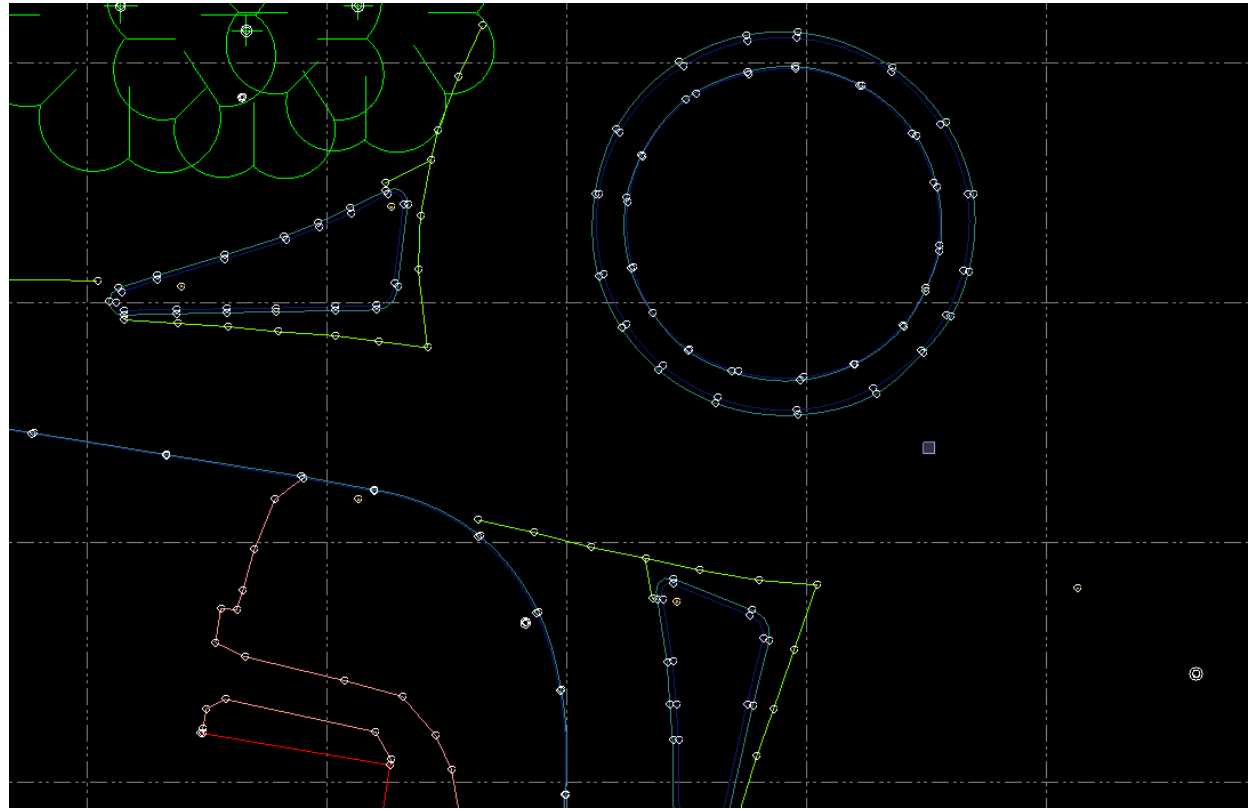
Control codes give extra line joining control in the field to creating arcs, shapes, start new line sequences, close figures, and join specific point. They are defined as seen below:

XXXX # - space and then the control code is entered

So, a code to close a line would look like:

EP02 C

Line Control Codes	
Name	Code
 Close Line	C
 Horizontal Offset	H
 Joint to Point	JPT
 Line - End	E
 Line - Start	S
 Non-Tangential Arc - End	PTNT
 Non-Tangential Arc - Start	PCNT
 Smooth Curve - End	SCE
 Smooth Curve - Start	SCS
 Tangential Arc - End	PT
 Tangential Arc - Start	PC
 Vertical Offset	V



Other Items

EDITING:

We recommend not editing the FXL and providing UPG with any required edits, however you are able to do any required editing within TBC or the Feature Definition Manager.

ATTRIBUTES:

We have strived to ensure that attribute information is correct, however this may change moving forward with updates requiring an update to the FXL.

FINAL NOTE

UPG is committed to supporting the TMR code library and also enhancing functionality to assist with the use of this feature code library. Please contact us with any requests and suggestions that can be made to this library and also for any enhancements that could be made in TBC to improve the user experience when working with TMR, and we will try to accommodate them.